

ALPINESTARS AUSTRALIAN SUPERBIKE CHAMPIONSHIP

Race 3

Date: 20/11/22
 Event: R12
 Weather: Mostly Cloudy / Windy - Temp: 17.2C
 Track: Dry - Temp: 29.0C

Started at: 13:43:33
 Laps: 12
 Starters: 25
 Posted at: 14:10

PROVISIONAL CLASSIFICATION


Pos	No	Gr	Name	Class	Machine	Laps	Race Time	Behind Leader	Behind Prev	Fastest Lap	On Lap	Top Speed
1	21		Josh WATERS (VIC) / Boost Mobile racing with K-tech / Broadspring Consulting / 4SiteBuildingSolutions		Ducati V4R	12	18:59.225			1:32.644	3	301
2	67		Bryan STARING (WA) / DesmoSport Ducati		Ducati V4R	12	19:01.599	2.374	2.374	1:32.828	10	310
3	46		Mike JONES (QLD) / Yamaha Racing Team		Yamaha YZF-R1	12	19:01.804	2.579	.205	1:32.895	10	303
4	17		Troy HERFOSS (QLD) / Penrite Honda		Honda CBR RR	12	19:02.377	3.152	.573	1:33.118	2	307
5	14		Glenn ALLERTON (NSW) / Next Gen Motosport / Spectro Performance Oils / Film BMW		BMW M RR	12	19:08.924	9.699	6.547	1:32.961	9	305
6	3		Jed METCHER (VIC) / 727 Moto / Fusport / SpeedCraft		Yamaha YZF-R1	12	19:12.089	12.864	3.165	1:33.197	2	302
7	61		Arthur SISSIS (SA) / Entrant Unitech Racing / Sponsors Remo Contractors / SA Profiling / YRD		Yamaha YZF-R1	12	19:13.444	14.219	1.355	1:33.878	2	307
8	4		Broc PEARSON (QLD) / DesmoSport Ducati		Ducati V4R	12	19:21.046	21.821	7.602	1:33.992	2	303
9	27		Max STAUFFER (NSW) / GTR Motostars / DoctorMak / RS& C / YRD / Racers Edge / KYT	R	Yamaha YZF-R1	12	19:23.753	24.528	2.707	1:34.685	2	305
10	60		Ben BURKE (NSW) / BC Performance / Australian United Timbers		Kawasaki ZX10R	12	19:32.024	32.799	8.271	1:35.142	3	298
11	12		Matt WALTERS (NSW) / Kawasaki Motors / Kawasaki Connection / AMMF / Pirelli / AGV / Motul		Kawasaki ZX10R	12	19:32.263	33.038	.239	1:35.507	3	303
12	43		Alastair HOOGENBOEZEM (VIC) / Addicted to Track	R	Yamaha YZF-R1	12	19:49.875	50.650	17.612	1:36.073	2	293
13	10		Travis WYMAN (VIC) / Addicted to Track	R	Yamaha YZF-R1	12	19:50.128	50.903	.253	1:36.417	4	291
14	62		Brendan McINTYRE (NSW) / Western Motorcycles Sydney / HDT Special Vehicles		Suzuki GSXR	12	20:01.224	1:01.999	11.096	1:37.562	3	293
15	75		Trent BINAISSE (VIC) / Brad Signs	R	Suzuki GSXR	12	20:10.855	1:11.630	9.631	1:38.116	6	288
16	72		Paris HARDWICK (NSW) / The Construction Team	R	Kawasaki ZX10R	12	20:17.695	1:18.470	6.840	1:38.837	3	288
17	33		Sloan FROST (VIC) / Next Gen Motosport / Spectro Performance Oils / Film BMW		BMW M RR	12	20:25.856	1:26.631	8.161	1:39.027	2	293
DNF	37		Michael EDWARDS (QLD) / Northstar Yamaha / Addicted To Track		Yamaha YZF-R1	9	15:18.312	2 Laps		1:38.770	7	287
DNF	9		Billy McCONNELL (SA) / 727 Moto / Fusport	R	Yamaha YZF-R1	7	11:50.590	4 Laps		1:36.211	3	297
DNF	13		Anthony WEST (QLD) / MotoGo / Yamaha / Dunlop		Yamaha YZF-R1	6	9:42.079	5 Laps		1:32.944	3	302
DNF	65		Cru HALLIDAY (NSW) / Yamaha Racing Team		Yamaha YZF-R1	4	7:30.494	7 Laps		1:32.969	3	312
DNF	25		Daniel FALZON (SA) / William Adams CAT		Yamaha YZF-R1	3	5:00.898	8 Laps		1:32.842	2	309
DNF	81		Senna AGIUS (NSW) / Penrite Honda	R	Honda CBR RR	3	5:00.959	8 Laps	.061	1:33.070	2	309
DNF	1		Wayne MAXWELL (VIC) / Boost Mobile racing with K-tech		Ducati V4R	0		11 Laps				224
DNF	29		Ted COLLINS (VIC) / Battery World Warrnambool / South West Track Days / DynoBike / RST		Yamaha YZF-R1	0		11 Laps	1.768			223

Fastest Lap was 1:32.644 by Josh WATERS (VIC)

Current race lap record for SBK class - 1:31.705 by Josh WATERS (VIC) on a Ducati V4R set on 15/10/22

The results are provisional until the end of the time limit for protests and appeals.


 Chief Timekeeper - Scott Lang


 Race Director - Tom Williams



ALPINESTARS AUSTRALIAN SUPERBIKE CHAMPIONSHIP

Race 3


Date: 20/11/22
 Event: R12
 Weather: Mostly Cloudy / Windy - Temp: 17.2C
 Track: Dry - Temp: 29.0C

Started at: 13:43:33
 Laps: 12
 Starters: 25
 Posted at: 14:10

PROVISIONAL LAP TIMES

No	Name	Lap 1	Lap 2	Lap 3	Lap 4	Lap 5	Lap 6	Lap 7	Lap 8	Lap 9	Lap 10	Lap 11	Lap 12
3	Jed METCHER (VIC)	1:54.608	1:33.197	1:33.780	1:34.617	1:34.242	1:34.149	1:34.512	1:34.341	1:34.424	1:34.502	1:34.671	1:35.046
4	Broc PEARSON (QLD)	1:55.604	1:33.992	1:34.742	1:34.786	1:34.956	1:34.976	1:35.283	1:35.113	1:35.247	1:35.008	1:35.274	1:36.065
9	Billy McCONNELL (SA)	1:56.380	1:49.917	1:36.211	1:37.538	1:37.409	1:36.847	1:36.288					
10	Travis WYMAN (VIC)	1:58.815	1:36.835	1:36.805	1:36.417	1:37.111	1:37.017	1:38.175	1:37.677	1:37.751	1:37.800	1:37.812	1:37.913
12	Matt WALTERS (NSW)	1:56.377	1:35.603	1:35.507	1:35.926	1:35.940	1:36.560	1:36.629	1:35.783	1:35.854	1:36.193	1:36.155	1:35.736
13	Anthony WEST (QLD)	1:54.942	1:33.918	1:32.944	1:33.427	1:33.049	1:33.799						
14	Glenn ALLERTON (NSW)	1:53.722	1:32.984	1:33.690	1:33.737	1:33.917	1:33.700	1:33.612	1:33.824	1:32.961	1:36.454	1:34.590	1:35.733
17	Troy HERFOSS (QLD)	1:53.390	1:33.118	1:33.839	1:33.647	1:33.992	1:33.633	1:33.494	1:33.778	1:33.565	1:33.348	1:33.354	1:33.219
21	Josh WATERS (VIC)	1:52.020	1:32.895	1:32.644	1:33.072	1:33.038	1:32.988	1:33.470	1:33.772	1:33.769	1:33.305	1:33.733	1:34.519
25	Daniel FALZON (SA)	1:54.040	1:32.842	1:34.016									
27	Max STAUFFER (NSW)	1:56.189	1:34.685	1:35.090	1:34.999	1:35.353	1:35.139	1:35.068	1:35.003	1:35.234	1:35.475	1:35.442	1:36.076
33	Sloan FROST (VIC)	2:01.138	1:39.027	1:39.545	1:40.190	1:40.289	1:40.938	1:39.989	1:39.479	1:40.508	1:41.562	1:41.601	1:41.590
37	Michael EDWARDS (QLD)	2:01.729	1:40.275	1:39.664	1:39.613	1:39.792	1:39.464	1:38.770	1:39.759	1:39.246			
43	Alastair HOOGENBOEZEM (VIC)	1:57.833	1:36.073	1:36.507	1:37.399	1:37.381	1:37.539	1:38.269	1:37.731	1:37.778	1:37.788	1:37.799	1:37.778
46	Mike JONES (QLD)	1:53.359	1:33.101	1:34.063	1:33.638	1:33.865	1:33.883	1:33.536	1:33.455	1:32.897	1:32.895	1:33.419	1:33.693
60	Ben BURKE (NSW)	1:56.505	1:36.890	1:35.142	1:35.182	1:35.645	1:36.552	1:36.235	1:35.581	1:36.057	1:36.320	1:36.053	1:35.862
61	Arthur SISSIS (SA)	1:54.847	1:33.878	1:34.042	1:34.051	1:34.339	1:34.099	1:34.237	1:34.644	1:34.484	1:34.604	1:34.922	1:35.297
62	Brendan McINTYRE (NSW)	2:01.295	1:38.916	1:37.562	1:38.051	1:38.456	1:38.654	1:37.746	1:38.430	1:37.815	1:37.610	1:38.503	1:38.186
65	Cru HALLIDAY (NSW)	1:54.976	1:33.200	1:32.969	2:29.349								
67	Bryan STARING (WA)	1:54.067	1:32.938	1:33.540	1:33.657	1:33.928	1:33.481	1:33.504	1:33.841	1:33.042	1:32.828	1:33.428	1:33.345
72	Paris HARDWICK (NSW)	2:01.805	1:39.341	1:38.837	1:40.220	1:40.029	1:39.562	1:39.138	1:39.328	1:39.715	1:40.197	1:39.583	1:39.940
75	Trent BINAISSE (VIC)	2:00.401	1:39.996	1:39.433	1:40.142	1:40.189	1:38.116	1:38.673	1:38.217	1:38.365	1:38.836	1:39.723	1:38.764
81	Senna AGIUS (NSW)	1:54.463	1:33.070	1:33.426									

The results are provisional until the end of the time limit for protests and appeals.



Chief Timekeeper - Scott Lang



Race Director - Tom Williams



ALPINESTARS AUSTRALIAN SUPERBIKE CHAMPIONSHIP

Race 3

Date: 20/11/22
 Event: R12
 Weather: Mostly Cloudy / Windy - Temp: 17.2C
 Track: Dry - Temp: 29.0C

Started at: 13:43:33
 Laps: 12
 Starters: 25
 Posted at: 14:10

PROVISIONAL SPLIT TIMES

Lap	Split 1	Split 2	Split 3	Split 4	Lap Time	Spd	Lap	Split 1	Split 2	Split 3	Split 4	Lap Time	Spd
3 Jed METCHER (VIC) (6th)							2	23.315	28.135	18.595	26.790	1:36.835	284
1	42.948	27.663	18.045	25.952	1:54.608	225	3	23.285	28.204	18.491	26.825	1:36.805	290
2	22.296	26.942	17.971	25.988	1:33.197	293	4	23.258	27.997	18.546	26.616	1:36.417	288
3	22.206	27.213	17.903	26.458	1:33.780	296	5	23.202	28.189	18.719	27.001	1:37.111	290
4	22.360	27.850	18.127	26.280	1:34.617	302	6	23.207	28.217	18.782	26.811	1:37.017	291
5	22.465	27.183	18.250	26.344	1:34.242	292	7	23.540	28.727	18.799	27.109	1:38.175	286
6	22.501	27.159	18.215	26.274	1:34.149	290	8	23.644	28.341	18.767	26.925	1:37.677	279
7	22.554	27.222	18.180	26.556	1:34.512	289	9	23.654	28.368	18.820	26.909	1:37.751	285
8	22.537	27.248	18.232	26.324	1:34.341	287	10	23.687	28.311	18.876	26.926	1:37.800	288
9	22.564	27.191	18.117	26.552	1:34.424	287	11	23.759	28.243	18.891	26.919	1:37.812	288
10	22.620	27.337	18.280	26.265	1:34.502	285	12	23.787	28.334	18.827	26.965	1:37.913	286
11	22.557	27.363	18.344	26.407	1:34.671	286	12 Matt WALTERS (NSW) (11th)						
12	22.519	27.465	18.315	26.747	1:35.046	286	1	43.662	28.103	18.282	26.330	1:56.377	229
4 Broc PEARSON (QLD) (8th)							2	22.698	28.138	18.266	26.501	1:35.603	303
1	43.108	28.023	18.189	26.284	1:55.604	233	3	22.813	27.604	18.227	26.863	1:35.507	297
2	22.553	27.045	18.076	26.318	1:33.992	303	4	22.754	28.180	18.402	26.590	1:35.926	295
3	22.575	27.627	18.182	26.358	1:34.742	303	5	22.783	27.941	18.389	26.827	1:35.940	293
4	22.626	27.393	18.268	26.499	1:34.786	301	6	23.103	27.961	18.607	26.889	1:36.560	283
5	22.732	27.441	18.340	26.443	1:34.956	298	7	22.992	27.989	18.799	26.849	1:36.629	291
6	22.722	27.496	18.317	26.441	1:34.976	299	8	22.826	27.827	18.407	26.723	1:35.783	298
7	22.772	27.466	18.446	26.599	1:35.283	298	9	22.807	27.932	18.431	26.684	1:35.854	294
8	22.829	27.346	18.354	26.584	1:35.113	296	10	22.811	28.191	18.485	26.706	1:36.193	298
9	22.807	27.542	18.329	26.569	1:35.247	297	11	22.970	28.085	18.400	26.700	1:36.155	294
10	22.755	27.500	18.307	26.446	1:35.008	296	12	22.854	27.918	18.314	26.650	1:35.736	296
11	22.789	27.571	18.321	26.593	1:35.274	296	13 Anthony WEST (QLD) (DNF)						
12	22.880	27.884	18.530	26.771	1:36.065	297	1	43.011	27.830	17.819	26.282	1:54.942	221
9 Billy McCONNELL (SA) (DNF)							2	22.549	27.217	17.847	26.305	1:33.918	300
1	43.330	28.166	18.397	26.487	1:56.380	228	3	22.217	27.004	17.807	25.916	1:32.944	302
2	22.972	40.277	19.641	27.027	1:49.917	297	4	22.244	27.326	17.855	26.002	1:33.427	300
3	22.987	28.267	18.317	26.640	1:36.211	283	5	22.264	27.022	17.776	25.987	1:33.049	296
4	23.304	27.992	18.876	27.366	1:37.538	286	6	22.592	27.472	17.776	25.959	1:33.799	297
5	23.415	28.555	18.485	26.954	1:37.409	281	14 Glenn ALLERTON (NSW) (5th)						
6	22.957	28.924	18.327	26.639	1:36.847	283	1	42.713	27.246	17.953	25.810	1:53.722	228
7	22.834	27.799	18.507	27.148	1:36.288	284	2	22.158	26.964	17.981	25.881	1:32.984	303
10 Travis WYMAN (VIC) (13th)							3	22.312	27.379	17.928	26.071	1:33.690	303
1	44.157	29.059	18.966	26.633	1:58.815	229	4	22.526	27.162	17.876	26.173	1:33.737	296

Scott Lang
 Chief Timekeeper - Scott Lang

Tom Williams
 Race Director - Tom Williams



ALPINESTARS AUSTRALIAN SUPERBIKE CHAMPIONSHIP

Race 3

Date: 20/11/22
Event: R12
Weather: Mostly Cloudy / Windy - Temp: 17.2C
Track: Dry - Temp: 29.0C

Started at: 13:43:33
Laps: 12
Starters: 25
Posted at: 14:10

PROVISIONAL SPLIT TIMES

Lap	Split 1	Split 2	Split 3	Split 4	Lap Time	Spd	Lap	Split 1	Split 2	Split 3	Split 4	Lap Time	Spd
5	22.396	27.284	18.039	26.198	1:33.917	298	2	<u>22.120</u>	<u>26.963</u>	<u>17.921</u>	<u>25.838</u>	<u>1:32.842</u>	302
6	22.740	27.213	<u>17.737</u>	26.010	1:33.700	290	3	22.365	27.559	18.079	26.013	1:34.016	309
7	22.456	27.135	17.835	26.186	1:33.612	291							
8	22.617	27.178	17.969	26.060	1:33.824	300	27 Max STAUFFER (NSW) (9th)						
9	22.185	26.995	17.824	25.957	<u>1:32.961</u>	305	1	43.511	27.841	18.409	26.428	1:56.189	229
10	22.268	29.689	18.251	26.246	1:36.454	303	2	<u>22.654</u>	<u>27.242</u>	<u>18.320</u>	26.469	<u>1:34.685</u>	305
11	22.576	27.293	18.304	26.417	1:34.590	289	3	22.778	27.499	18.348	26.465	1:35.090	300
12	22.801	27.571	18.575	26.786	1:35.733	286	4	22.767	27.363	18.400	26.469	1:34.999	298
							5	22.700	27.429	18.366	26.858	1:35.353	298
17 Troy HERFOSS (QLD) (4th)							6	22.980	27.405	18.348	26.406	1:35.139	297
1	41.877	27.483	18.006	26.024	1:53.390	226	7	22.789	27.386	18.378	26.515	1:35.068	294
2	22.323	26.994	17.938	<u>25.863</u>	<u>1:33.118</u>	296	8	22.766	27.392	18.417	26.428	1:35.003	296
3	22.256	27.244	17.989	26.350	1:33.839	303	9	22.711	27.729	18.421	<u>26.373</u>	1:35.234	296
4	22.465	27.012	17.999	26.171	1:33.647	297	10	22.842	27.321	18.801	26.511	1:35.475	293
5	22.399	27.223	18.101	26.269	1:33.992	298	11	22.984	27.503	18.514	26.441	1:35.442	293
6	22.391	<u>26.971</u>	18.066	26.205	1:33.633	297	12	23.109	27.723	18.565	26.679	1:36.076	293
7	22.317	26.988	17.981	26.208	1:33.494	294							
8	22.363	27.108	18.013	26.294	1:33.778	295	33 Sloan FROST (VIC) (17th)						
9	22.658	27.054	<u>17.798</u>	26.055	1:33.565	297	1	45.066	29.279	19.059	27.734	2:01.138	227
10	<u>22.065</u>	27.479	17.867	25.937	1:33.348	307	2	<u>23.635</u>	<u>28.678</u>	<u>19.011</u>	27.703	<u>1:39.027</u>	287
11	22.102	27.091	17.921	26.240	1:33.354	302	3	23.899	28.692	19.182	27.772	1:39.545	293
12	22.120	27.018	17.900	26.181	1:33.219	303	4	23.879	29.293	19.408	<u>27.610</u>	1:40.190	289
							5	23.837	29.367	19.284	27.801	1:40.289	289
21 Josh WATERS (VIC) (1st)							6	24.273	29.348	19.257	28.060	1:40.938	277
1	41.689	26.939	17.712	25.680	1:52.020	218	7	23.879	29.121	19.331	27.658	1:39.989	288
2	22.214	26.980	17.898	<u>25.803</u>	1:32.895	299	8	23.662	28.962	19.145	27.710	1:39.479	290
3	22.249	<u>26.828</u>	<u>17.761</u>	25.806	<u>1:32.644</u>	301	9	24.003	29.335	19.282	27.888	1:40.508	289
4	<u>22.138</u>	26.992	18.020	25.922	1:33.072	299	10	23.990	29.164	19.726	28.682	1:41.562	287
5	22.210	26.981	17.921	25.926	1:33.038	298	11	24.116	30.092	19.394	27.999	1:41.601	284
6	22.165	26.982	17.961	25.880	1:32.988	299	12	24.060	29.715	19.579	28.236	1:41.590	286
7	22.328	27.053	18.043	26.046	1:33.470	301							
8	22.277	27.214	18.102	26.179	1:33.772	300	37 Michael EDWARDS (QLD) (DNF)						
9	22.335	27.260	18.119	26.055	1:33.769	300	1	44.730	29.304	19.392	28.303	2:01.729	228
10	22.288	26.984	18.003	26.030	1:33.305	299	2	23.831	29.548	19.420	27.476	1:40.275	286
11	22.321	27.260	18.077	26.075	1:33.733	300	3	23.993	28.857	19.353	27.461	1:39.664	286
12	22.410	27.345	18.278	26.486	1:34.519	298	4	24.058	29.155	19.161	27.239	1:39.613	284
							5	23.884	29.232	19.043	27.633	1:39.792	284
25 Daniel FALZON (SA) (DNF)							6	23.769	29.167	19.134	27.394	1:39.464	286
1	42.477	27.327	18.174	26.062	1:54.040	214	7	<u>23.751</u>	<u>28.775</u>	<u>19.026</u>	<u>27.218</u>	<u>1:38.770</u>	283

Scott Lang
Chief Timekeeper - Scott Lang

Tom Williams
Race Director - Tom Williams



ALPINESTARS AUSTRALIAN SUPERBIKE CHAMPIONSHIP

Race 3

Date: 20/11/22
 Event: R12
 Weather: Mostly Cloudy / Windy - Temp: 17.2C
 Track: Dry - Temp: 29.0C

Started at: 13:43:33
 Laps: 12
 Starters: 25
 Posted at: 14:10

PROVISIONAL SPLIT TIMES

Lap	Split 1	Split 2	Split 3	Split 4	Lap Time	Spd	Lap	Split 1	Split 2	Split 3	Split 4	Lap Time	Spd
8	23.876	28.942	19.249	27.692	1:39.759	287	8	22.880	27.625	18.476	26.600	1:35.581	293
9	23.790	28.859	19.175	27.422	1:39.246	283	9	23.022	27.921	18.408	26.706	1:36.057	290
							10	23.011	28.172	18.485	26.652	1:36.320	287
							11	23.092	27.991	18.429	26.541	1:36.053	290
							12	23.050	27.814	18.377	26.621	1:35.862	290
43 Alastair HOOGENBOEZEM (VIC) (12th)													
1	43.738	28.958	18.527	26.610	1:57.833	227							
2	23.440	27.816	18.382	26.435	1:36.073	289							
3	23.318	27.762	18.564	26.863	1:36.507	281							
4	23.346	28.209	18.916	26.928	1:37.399	291	1	42.179	28.331	18.050	26.287	1:54.847	228
5	23.415	28.250	18.733	26.983	1:37.381	293	2	22.373	27.189	17.936	26.380	1:33.878	301
6	23.455	28.426	18.694	26.964	1:37.539	292	3	22.539	27.370	18.001	26.132	1:34.042	307
7	23.657	28.513	18.760	27.339	1:38.269	288	4	22.384	27.526	17.980	26.161	1:34.051	305
8	23.585	28.304	18.709	27.133	1:37.731	284	5	22.434	27.552	18.079	26.274	1:34.339	306
9	23.638	28.206	18.819	27.115	1:37.778	286	6	22.517	27.355	18.114	26.113	1:34.099	304
10	23.615	28.272	18.763	27.138	1:37.788	292	7	22.503	27.452	18.063	26.219	1:34.237	303
11	23.654	28.209	18.863	27.073	1:37.799	286	8	22.630	27.584	18.151	26.279	1:34.644	303
12	23.632	28.183	18.937	27.026	1:37.778	287	9	22.739	27.404	18.096	26.245	1:34.484	304
							10	22.646	27.518	18.099	26.341	1:34.604	302
							11	22.699	27.695	18.177	26.351	1:34.922	301
							12	22.729	27.652	18.275	26.641	1:35.297	300
46 Mike JONES (QLD) (3rd)													
1	42.299	27.284	17.910	25.866	1:53.359	224							
2	22.239	26.959	17.898	26.005	1:33.101	299							
3	22.414	27.730	17.864	26.055	1:34.063	298							
4	22.557	27.265	17.809	26.007	1:33.638	299							
5	22.516	27.310	18.002	26.037	1:33.865	300							
6	22.658	27.168	17.842	26.215	1:33.883	303							
7	22.483	27.178	17.760	26.115	1:33.536	298							
8	22.264	27.058	17.914	26.219	1:33.455	300							
9	22.008	26.950	17.852	26.087	1:32.897	302							
10	22.131	26.854	17.832	26.078	1:32.895	299							
11	22.168	27.036	17.970	26.245	1:33.419	298							
12	22.195	27.422	17.910	26.166	1:33.693	298							
60 Ben BURKE (NSW) (10th)													
1	43.844	28.332	18.275	26.054	1:56.505	221							
2	22.940	29.059	18.517	26.374	1:36.890	290							
3	23.022	27.652	18.215	26.253	1:35.142	293							
4	22.903	27.841	18.192	26.246	1:35.182	295							
5	22.865	27.976	18.326	26.478	1:35.645	298							
6	23.198	28.032	18.656	26.666	1:36.552	290							
7	23.204	27.996	18.399	26.636	1:36.235	290							
61 Arthur SISSIS (SA) (7th)													
							1	42.179	28.331	18.050	26.287	1:54.847	228
							2	22.373	27.189	17.936	26.380	1:33.878	301
							3	22.539	27.370	18.001	26.132	1:34.042	307
							4	22.384	27.526	17.980	26.161	1:34.051	305
							5	22.434	27.552	18.079	26.274	1:34.339	306
							6	22.517	27.355	18.114	26.113	1:34.099	304
							7	22.503	27.452	18.063	26.219	1:34.237	303
							8	22.630	27.584	18.151	26.279	1:34.644	303
							9	22.739	27.404	18.096	26.245	1:34.484	304
							10	22.646	27.518	18.099	26.341	1:34.604	302
							11	22.699	27.695	18.177	26.351	1:34.922	301
							12	22.729	27.652	18.275	26.641	1:35.297	300
62 Brendan McINTYRE (NSW) (14th)													
							1	45.152	29.424	18.964	27.755	2:01.295	236
							2	23.589	28.758	18.881	27.688	1:38.916	277
							3	23.433	28.200	18.955	26.974	1:37.562	293
							4	23.532	28.361	18.921	27.237	1:38.051	285
							5	23.546	28.572	18.948	27.390	1:38.456	283
							6	23.811	28.301	19.033	27.509	1:38.654	284
							7	23.499	28.212	19.087	26.948	1:37.746	283
							8	23.818	28.676	18.811	27.125	1:38.430	267
							9	23.451	28.285	18.843	27.236	1:37.815	282
							10	23.487	28.233	18.793	27.097	1:37.610	283
							11	23.493	28.116	19.568	27.326	1:38.503	279
							12	23.311	28.460	19.012	27.403	1:38.186	282
65 Cru HALLIDAY (NSW) (DNF)													
							1	42.838	28.159	17.835	26.144	1:54.976	226
							2	22.405	27.204	17.776	25.815	1:33.200	308
							3	22.050	27.176	17.759	25.984	1:32.969	305
							4	22.355	1:16.029	21.241	29.724	2:29.349	312

Scott Lang
 Chief Timekeeper - Scott Lang

Tom Williams
 Race Director - Tom Williams



ALPINESTARS AUSTRALIAN SUPERBIKE CHAMPIONSHIP

Race 3

Date: 20/11/22
 Event: R12
 Weather: Mostly Cloudy / Windy - Temp: 17.2C
 Track: Dry - Temp: 29.0C

Started at: 13:43:33
 Laps: 12
 Starters: 25
 Posted at: 14:10

PROVISIONAL SPLIT TIMES

Lap	Split 1	Split 2	Split 3	Split 4	Lap Time	Spd	Lap	Split 1	Split 2	Split 3	Split 4	Lap Time	Spd
67 Bryan STARING (WA) (2nd)							11	<u>23.875</u>	28.811	19.134	27.763	1:39.583	278
1	42.679	27.600	18.026	25.762	1:54.067	221	12	24.037	29.101	19.120	27.682	1:39.940	281
2	22.241	26.943	17.937	25.817	1:32.938	302	75 Trent BINAISSE (VIC) (15th)						
3	22.317	27.523	17.892	25.808	1:33.540	310	1	44.534	29.237	19.152	27.478	2:00.401	236
4	22.591	27.321	<u>17.817</u>	25.928	1:33.657	302	2	23.906	29.621	19.067	27.402	1:39.996	288
5	22.557	27.323	17.990	26.058	1:33.928	292	3	23.978	28.660	19.098	27.697	1:39.433	288
6	22.412	27.080	17.930	26.059	1:33.481	303	4	24.028	29.254	19.333	27.527	1:40.142	287
7	22.410	27.097	17.921	26.076	1:33.504	290	5	24.018	29.270	19.252	27.649	1:40.189	284
8	22.685	27.132	17.885	26.139	1:33.841	292	6	23.624	28.441	18.789	27.262	1:38.116	287
9	22.201	26.986	17.882	25.973	1:33.042	299	7	23.748	28.858	18.752	27.315	1:38.673	286
10	22.165	26.922	17.866	25.875	1:32.828	302	8	23.564	28.541	18.865	27.247	1:38.217	286
11	22.136	27.232	18.074	25.986	1:33.428	302	9	23.683	28.427	18.857	27.398	1:38.365	284
12	22.108	27.157	18.005	26.075	1:33.345	303	10	23.681	28.867	18.843	27.445	1:38.836	284
72 Paris HARDWICK (NSW) (16th)							11	23.820	29.282	19.123	27.498	1:39.723	283
1	45.296	29.675	19.022	27.812	2:01.805	218	12	23.536	28.537	19.011	27.680	1:38.764	283
2	24.134	28.789	19.082	27.336	1:39.341	288	81 Senna AGIUS (NSW) (DNF)						
3	24.009	28.567	18.956	27.305	1:38.837	286	1	42.610	27.559	18.277	26.017	1:54.463	229
4	24.039	29.298	19.285	27.598	1:40.220	282	2	22.252	26.901	17.921	25.996	1:33.070	309
5	24.053	29.094	19.283	27.599	1:40.029	267	3	22.165	27.378	17.925	25.958	1:33.426	309
6	24.359	28.732	19.044	27.427	1:39.562	265							
7	24.072	28.640	18.980	27.446	1:39.138	270							
8	24.053	28.772	18.906	27.597	1:39.328	283							
9	24.011	28.980	19.148	27.576	1:39.715	281							
10	24.073	28.879	19.524	27.721	1:40.197	281							

The results are provisional until the end of the time limit for protests and appeals.

Scott Lang
 Chief Timekeeper - Scott Lang

Tom Williams
 Race Director - Tom Williams





ASBK Round 6
World SBK
Phillip Island GP Circuit
18 - 20 November



GRAND RIDGE BREWERY
 AUSTRALIAN ROUND

ALPINESTARS AUSTRALIAN SUPERBIKE CHAMPIONSHIP

Race 3

Date: 20/11/22
 Event: R12
 Weather: Mostly Cloudy / Windy - Temp: 17.2C
 Track: Dry - Temp: 29.0C

Started at: 13:43:33
 Laps: 12
 Starters: 25
 Posted at: 14:10

PROVISIONAL FASTEST LAPS SEQUENCE

Lap	Race Pos	No	Name	Machine	Fastest Lap	On Lap
1	1	21	Josh WATERS (VIC)	Ducati V4R	1:52.020	1
2	1	21	Josh WATERS (VIC)	Ducati V4R	1:32.895	2
2	5	25	Daniel FALZON (SA)	Yamaha YZF-R1	1:32.842	2
3	1	21	Josh WATERS (VIC)	Ducati V4R	1:32.644	3

The results are provisional until the end of the time limit for protests and appeals.

Scott Lang
 Chief Timekeeper - Scott Lang

Tom Williams
 Race Director - Tom Williams



ALPINESTARS AUSTRALIAN SUPERBIKE CHAMPIONSHIP

Race 3

Date: 20/11/22
 Event: R12
 Weather: Mostly Cloudy / Windy - Temp: 17.2C
 Track: Dry - Temp: 29.0C

Started at: 13:43:33
 Laps: 12
 Starters: 25
 Posted at: 14:10

PROVISIONAL LAP SHEET

No	Lap Time	Gap	No	Lap Time	Gap	No	Lap Time	Gap	No	Lap Time	Gap	No	Lap Time	Gap
Lap 1			81	1:33.070	2.618	60	1:35.142	10.978	Lap 5			12	1:36.560	19.256
21	1:52.020		3	1:33.197	2.890	43	1:36.507	12.854	21	1:33.038		60	1:36.552	19.259
46	1:53.359	1.339	65	1:33.200	3.261	10	1:36.805	14.896	17	1:33.992	4.317	43	1:37.539	26.075
17	1:53.390	1.370	61	1:33.878	3.810	62	1:37.562	20.214	46	1:33.865	4.357	10	1:37.017	26.343
14	1:53.722	1.702	13	1:33.918	3.945	33	1:39.545	22.151	14	1:33.917	4.381	62	1:38.654	36.277
25	1:54.040	2.020	4	1:33.992	4.681	75	1:39.433	22.271	67	1:33.928	4.461	9	1:36.847	37.645
67	1:54.067	2.047	27	1:34.685	5.959	72	1:38.837	22.424	13	1:33.049	4.611	75	1:38.116	41.620
81	1:54.463	2.443	12	1:35.603	7.065	37	1:39.664	24.109	3	1:34.242	6.775	72	1:39.562	43.137
3	1:54.608	2.588	60	1:36.890	8.480	9	1:36.211	24.949	61	1:34.339	7.488	37	1:39.464	43.880
61	1:54.847	2.827	43	1:36.073	8.991	Lap 4			4	1:34.956	10.411	33	1:40.938	44.470
13	1:54.942	2.922	10	1:36.835	10.735	21	1:33.072		27	1:35.353	12.647	Lap 7		
65	1:54.976	2.956	33	1:39.027	15.250	17	1:33.647	3.363	12	1:35.940	15.684	21	1:33.470	
4	1:55.604	3.584	62	1:38.916	15.296	14	1:33.737	3.502	60	1:35.645	15.695	17	1:33.494	4.986
27	1:56.189	4.169	75	1:39.996	15.482	46	1:33.638	3.530	43	1:37.381	21.524	67	1:33.504	4.988
12	1:56.377	4.357	72	1:39.341	16.231	67	1:33.657	3.571	10	1:37.111	22.314	14	1:33.612	5.235
9	1:56.380	4.360	37	1:40.275	17.089	13	1:33.427	4.600	62	1:38.456	30.611	46	1:33.536	5.318
60	1:56.505	4.485	9	1:49.917	21.382	3	1:34.617	5.571	9	1:37.409	33.786	3	1:34.512	8.978
43	1:57.833	5.813	Lap 3			75	1:40.189	36.492	75	1:40.189	36.492	61	1:34.237	9.366
10	1:58.815	6.795	21	1:32.644		61	1:34.051	6.187	33	1:40.289	36.520	4	1:35.283	14.212
75	2:00.401	8.381	17	1:33.839	2.788	4	1:34.786	8.493	72	1:40.029	36.563	27	1:35.068	16.396
33	2:01.138	9.118	14	1:33.690	2.837	27	1:34.999	10.332	37	1:39.792	37.404	60	1:36.235	22.024
62	2:01.295	9.275	46	1:34.063	2.964	12	1:35.926	12.782	Lap 6			12	1:36.629	22.415
37	2:01.729	9.709	60	1:35.182	13.088	60	1:35.182	13.088	21	1:32.988		43	1:38.269	30.874
72	2:01.805	9.785	43	1:37.399	17.181	43	1:37.399	17.181	67	1:33.481	4.954	10	1:38.175	31.048
Lap 2			25	1:34.016	3.339	10	1:36.417	18.241	17	1:33.633	4.962	9	1:36.288	40.463
21	1:32.895		67	1:33.540	2.986	62	1:38.051	25.193	14	1:33.700	5.093	62	1:37.746	40.553
46	1:33.101	1.545	25	1:34.016	3.339	33	1:40.190	29.269	46	1:33.883	5.252	75	1:38.673	46.823
17	1:33.118	1.593	81	1:33.426	3.400	10	1:36.417	18.241	13	1:33.799	5.422	72	1:39.138	48.805
14	1:32.984	1.791	65	1:32.969	3.586	62	1:38.051	25.193	3	1:34.149	7.936	37	1:38.770	49.180
25	1:32.842	1.967	3	1:33.780	4.026	33	1:40.190	29.269	61	1:34.099	8.599	33	1:39.989	50.989
67	1:32.938	2.090	13	1:32.944	4.245	75	1:40.142	29.341	4	1:34.976	12.399	Lap 8		
			61	1:34.042	5.208	9	1:37.538	29.415	27	1:35.139	14.798			
			4	1:34.742	6.779	72	1:40.220	29.572						
			27	1:35.090	8.405	37	1:39.613	30.650						
			12	1:35.507	9.928	65	2:29.349	59.863						

Scott Lang
 Chief Timekeeper - Scott Lang

Tom Williams
 Race Director - Tom Williams



ALPINESTARS AUSTRALIAN SUPERBIKE CHAMPIONSHIP

Race 3

Date: 20/11/22
 Event: R12
 Weather: Mostly Cloudy / Windy - Temp: 17.2C
 Track: Dry - Temp: 29.0C

Started at: 13:43:33
 Laps: 12
 Starters: 25
 Posted at: 14:10

PROVISIONAL LAP SHEET

No	Lap Time	Gap	No	Lap Time	Gap	No	Lap Time	Gap
21	1:33.772		62	1:37.815	49.257	4	1:35.274	20.275
17	1:33.778	4.992	75	1:38.365	55.864	27	1:35.442	22.971
46	1:33.455	5.001	72	1:39.715	1:00.30	60	1:36.053	31.456
67	1:33.841	5.057	37	1:39.246	1:00.64	12	1:36.155	31.821
14	1:33.824	5.287	33	1:40.508	1:03.43	43	1:37.799	47.391
3	1:34.341	9.547				10	1:37.812	47.509
61	1:34.644	10.238	Lap 10			62	1:38.503	58.332
4	1:35.113	15.553	21	1:33.305		75	1:39.723	1:07.38
27	1:35.003	17.627	46	1:32.895	3.719	72	1:39.583	1:13.04
60	1:35.581	23.833	67	1:32.828	3.853	33	1:41.601	1:19.56
12	1:35.783	24.426	17	1:33.348	4.831			
43	1:37.731	34.833	14	1:36.454	7.628	Lap 12		
10	1:37.677	34.953	3	1:34.502	11.399	21	1:34.519	
62	1:38.430	45.211	61	1:34.604	12.252	67	1:33.345	2.374
75	1:38.217	51.268	4	1:35.008	18.734	46	1:33.693	2.579
72	1:39.328	54.361	27	1:35.475	21.262	17	1:33.219	3.152
37	1:39.759	55.167	60	1:36.320	29.136	14	1:35.733	9.699
33	1:39.479	56.696	12	1:36.193	29.399	3	1:35.046	12.864
			43	1:37.788	43.325	61	1:35.297	14.219
			10	1:37.800	43.430	4	1:36.065	21.821
Lap 9			62	1:37.610	53.562	27	1:36.076	24.528
21	1:33.769		75	1:38.836	1:01.39	60	1:35.862	32.799
46	1:32.897	4.129	72	1:40.197	1:07.19	12	1:35.736	33.038
67	1:33.042	4.330	33	1:41.562	1:11.69	43	1:37.778	50.650
14	1:32.961	4.479				10	1:37.913	50.903
17	1:33.565	4.788	Lap 11			62	1:38.186	1:01.99
3	1:34.424	10.202	21	1:33.733		75	1:38.764	1:11.63
61	1:34.484	10.953	46	1:33.419	3.405	72	1:39.940	1:18.47
4	1:35.247	17.031	67	1:33.428	3.548	33	1:41.590	1:26.63
27	1:35.234	19.092	17	1:33.354	4.452			
60	1:36.057	26.121	14	1:34.590	8.485			
12	1:35.854	26.511	3	1:34.671	12.337			
43	1:37.778	38.842	61	1:34.922	13.441			
10	1:37.751	38.935						

The results are provisional until the end of the time limit for protests and appeals.

Scott Lang

Chief Timekeeper - Scott Lang

Tom Williams

Race Director - Tom Williams



ALPINESTARS AUSTRALIAN SUPERBIKE CHAMPIONSHIP

Race 3


Date: 20/11/22
 Event: R12
 Weather: Mostly Cloudy / Windy - Temp: 17.2C
 Track: Dry - Temp: 29.0C

Started at: 13:43:33
 Laps: 12
 Starters: 25
 Posted at: 14:10

PROVISIONAL LAP CHART

Name	Grid	1	2	3	4	5	6	7	8	9	10	11	12	Name
J. WATERS	24	24	24	24	24	24	24	24	24	24	24	24	24	J. WATERS
D. FALZON	25	46	46	17	17	17	67	17	17	46	46	46	67	B. STARING
W. MAXWELL	1	17	17	14	14	46	17	67	46	67	67	67	46	M. JONES
B. STARING	67	14	14	46	46	14	14	14	67	14	17	17	17	T. HERFOSS
M. JONES	46	25	25	67	67	67	46	46	14	17	14	14	14	G. ALLERTON
A. WEST	13	67	67	25	13	13	13	3	3	3	3	3	3	J. METCHER
T. HERFOSS	17	81	81	81	3	3	3	61	61	61	61	61	61	A. SISSIS
C. HALLIDAY	65	3	3	65	61	61	61	4	4	4	4	4	4	B. PEARSON
G. ALLERTON	14	61	65	3	4	4	4	27	27	27	27	27	27	M. STAUFFER
A. SISSIS	61	13	61	13	27	27	27	60	60	60	60	60	60	B. BURKE
S. AGIUS	81	65	13	61	12	12	12	12	12	12	12	12	12	M. WALTERS
J. METCHER	3	4	4	4	60	60	60	43	43	43	43	43	43	A. HOOGENBOEZEM
B. PEARSON	4	27	27	27	43	43	43	10	10	10	10	10	10	T. WYMAN
B. BEATON	86	12	12	12	10	10	10	9	62	62	62	62	62	B. McINTYRE
B. McCONNELL	9	9	60	60	62	62	62	62	75	75	75	75	75	T. BINAISSE
M. STAUFFER	27	60	43	43	33	9	9	75	72	72	72	72	72	P. HARDWICK
T. COLLINS	29	43	10	10	75	75	75	72	37	37	33	33	33	S. FROST
M. WALTERS	12	10	33	62	9	33	72	37	33	33				
B. BURKE	60	75	62	33	72	72	37	33						
A. HOOGENBOEZEM	43	33	75	75	37	37	33							
T. WYMAN	10	62	72	72	65									C. HALLIDAY
S. FROST	33	37	37	37										
B. McINTYRE	62	72	9	9										
T. BINAISSE	75													
P. HARDWICK	72													
M. EDWARDS	37													

The results are provisional until the end of the time limit for protests and appeals.



Chief Timekeeper - Scott Lang



Race Director - Tom Williams



ALPINESTARS AUSTRALIAN SUPERBIKE CHAMPIONSHIP

Race 3


Date: 20/11/22
 Event: R12
 Weather: Mostly Cloudy / Windy - Temp: 17.2C
 Track: Dry - Temp: 29.0C

Started at: 13:43:33
 Laps: 12
 Starters: 25
 Posted at: 14:10

PROVISIONAL BEST PARTIAL TIMES

Pos	Split 1		Split 2		Split 3		Split 4		LAP		Ideal	Fastest
	Name	Time	Name	Time	Name	Time	Name	Time	Name			
1	M. JONES	22.008	J. WATERS	26.828	G. ALLERTON	17.737	J. WATERS	25.803	J. WATERS	1:32.530	1:32.644	
2	C. HALLIDAY	22.050	M. JONES	26.854	C. HALLIDAY	17.759	B. STARING	25.808	M. JONES	1:32.627	1:32.895	
3	T. HERFOSS	22.065	S. AGIUS	26.901	M. JONES	17.760	C. HALLIDAY	25.815	B. STARING	1:32.655	1:32.828	
4	B. STARING	22.108	B. STARING	26.922	J. WATERS	17.761	D. FALZON	25.838	T. HERFOSS	1:32.697	1:33.118	
5	D. FALZON	22.120	J. METCHER	26.942	A. WEST	17.776	T. HERFOSS	25.863	G. ALLERTON	1:32.740	1:32.961	
6	J. WATERS	22.138	D. FALZON	26.963	T. HERFOSS	17.798	G. ALLERTON	25.881	C. HALLIDAY	1:32.800	1:32.969	
7	G. ALLERTON	22.158	G. ALLERTON	26.964	B. STARING	17.817	A. WEST	25.916	D. FALZON	1:32.842	1:32.842	
8	S. AGIUS	22.165	T. HERFOSS	26.971	J. METCHER	17.903	S. AGIUS	25.958	A. WEST	1:32.913	1:32.944	
9	J. METCHER	22.206	A. WEST	27.004	S. AGIUS	17.921	J. METCHER	25.988	S. AGIUS	1:32.945	1:33.070	
10	A. WEST	22.217	B. PEARSON	27.045	D. FALZON	17.921	M. JONES	26.005	J. METCHER	1:33.039	1:33.197	
11	A. SISSIS	22.373	C. HALLIDAY	27.176	A. SISSIS	17.936	A. SISSIS	26.113	A. SISSIS	1:33.611	1:33.878	
12	B. PEARSON	22.553	A. SISSIS	27.189	B. PEARSON	18.076	B. BURKE	26.246	B. PEARSON	1:33.992	1:33.992	
13	M. STAUFFER	22.654	M. STAUFFER	27.242	B. BURKE	18.192	B. PEARSON	26.318	M. STAUFFER	1:34.589	1:34.685	
14	M. WALTERS	22.698	M. WALTERS	27.604	M. WALTERS	18.227	M. STAUFFER	26.373	B. BURKE	1:34.928	1:35.142	
15	B. McCONNEL	22.834	B. BURKE	27.625	B. McCONNEL	18.317	A. HOOGENB	26.435	M. WALTERS	1:35.030	1:35.507	
16	B. BURKE	22.865	A. HOOGENB	27.762	M. STAUFFER	18.320	M. WALTERS	26.501	B. McCONNEL	1:35.589	1:36.211	
17	T. WYMAN	23.202	B. McCONNEL	27.799	A. HOOGENB	18.382	T. WYMAN	26.616	A. HOOGENB	1:35.897	1:36.073	
18	B. McINTYRE	23.311	T. WYMAN	27.997	T. WYMAN	18.491	B. McCONNEL	26.639	T. WYMAN	1:36.306	1:36.417	
19	A. HOOGENB	23.318	B. McINTYRE	28.116	T. BINAISSE	18.752	B. McINTYRE	26.948	B. McINTYRE	1:37.168	1:37.562	
20	T. BINAISSE	23.536	T. BINAISSE	28.427	B. McINTYRE	18.793	M. EDWARDS	27.218	T. BINAISSE	1:37.962	1:38.116	
21	S. FROST	23.635	P. HARDWICK	28.567	P. HARDWICK	18.906	T. BINAISSE	27.247	P. HARDWICK	1:38.653	1:38.837	
22	M. EDWARDS	23.751	S. FROST	28.678	S. FROST	19.011	P. HARDWICK	27.305	M. EDWARDS	1:38.770	1:38.770	
23	P. HARDWICK	23.875	M. EDWARDS	28.775	M. EDWARDS	19.026	S. FROST	27.610	S. FROST	1:38.934	1:39.027	

The results are provisional until the end of the time limit for protests and appeals.



Chief Timekeeper - Scott Lang



Race Director - Tom Williams




ALPINESTARS AUSTRALIAN SUPERBIKE CHAMPIONSHIP PROVISIONAL ROUND POINTS

AUSTRALIAN SUPERBIKE CHAMPIONSHIP

Pos	No	Name	Machine	Rnd 6 Pole	Rnd 6 Race 1	Rnd 6 Race 2	Rnd 6 Race 3	Total
1	21	Josh WATERS	BMW/Duc	1	18	20	25	64
2	67	Bryan STARING	Ducati		25	15	20	60
3	14	Glenn ALLERTON	BMW		20	14	16	50
4	17	Troy HERFOSS	Honda		13	17	17	47
5	46	Mike JONES	Yamaha		11	16	18	45
6	61	Arthur SISSIS	Yamaha		17	12	14	43
7	3	Jed METCHER	Yamaha		16	9	15	40
8	4	Broc PEARSON	Yam/Duc		14	10	13	37
9	65	Cru HALLIDAY	Yamaha		10	18		28
10	81	Senna AGIUS	Honda		15	13		28
11	60	Ben BURKE	Kawasaki		6	8	11	25
12	1	Wayne MAXWELL	Ducati			25		25
13	25	Daniel FALZON	Yamaha		12	11		23
14	27	Max STAUFFER	Yamaha		4	3	12	19
15	12	Matt WALTERS	Kawasaki			6	10	16
16	10	Travis WYMAN	Yamaha		5		8	13
17	29	Ted COLLINS	Yamaha		8	5		13
18	43	Alastair HOOGENBOEZEM	Yamaha			2	9	11
19	86	Beau BEATON	Ducati		7	4		11
20	62	Brendan McINTYRE	Suzuki		1	1	7	9
21	13	Anthony WEST	Yamaha		9			9
22	72	Paris HARDWICK	Kawasaki		2		5	7
23	33	Sloan FROST	BMW		3		4	7
24	9	Billy McCONNELL	Yamaha			7		7
25	75	Trent BINAISSE	Suzuki				6	6

AUSTRALIAN SUPERBIKE CHAMPIONSHIP - MANUFACTURERS

Pos	No	Name	Rnd 6 Pole	Rnd 6 Race 1	Rnd 6 Race 2	Rnd 6 Race 3	Total
1		Yamaha		92	83	76	251
2		Ducati	1	64	74	58	197
3		Honda		28	30	17	75
4		BMW		23	14	20	57
5		Kawasaki		8	14	26	48
6		Suzuki		1	1	13	15



Chief Timekeeper - Scott Lang



Race Director - Tom Williams



ALPINESTARS AUSTRALIAN SUPERBIKE CHAMPIONSHIP PROVISIONAL PROGRESSIVE CHAMPIONSHIP POINTS

AUSTRALIAN SUPERBIKE CHAMPIONSHIP

Pos	No	Name	Machine	Rnd 1 PI	Rnd 2 Qld	Rnd 3 WP	Rnd 4 HV	Rnd 5 MP	Rnd 6 Pole	Rnd 6 Race 1	Rnd 6 Race 2	Rnd 6 Race 3	Total
1	46	Mike JONES	Yamaha	35	51	46	70	40		11	16	18	287
2	67	Bryan STARING	Ducati	45	25	32	53	34		25	15	20	249
3	1	Wayne MAXWELL	Ducati	26	38	45	53	51			25		238
4	17	Troy HERFOSS	Honda	18	29	34	55	34		13	17	17	217
5	14	Glenn ALLERTON	BMW	29	32	27	43	29		20	14	16	210
6	21	Josh WATERS	BMW/Duc	33	34	27	42		1	18	20	25	200
7	61	Arthur SISSIS	Yamaha	26	31	30	44	25		17	12	14	199
8	65	Cru HALLIDAY	Yamaha	38	16	36	46	25		10	18		189
9	25	Daniel FALZON	Yamaha	31	20	22	38			12	11		134
10	13	Anthony WEST	Yamaha	21	26	23	34	13		9			126
11	4	Broc PEARSON	Yam/Duc	13	18			34		14	10	13	102
12	3	Jed METCHER	Yamaha	20		19		23		16	9	15	102
13	27	Max STAUFFER	Yamaha	9	14	15	18	20		4	3	12	95
14	83	Lachlan EPIS	BMW			20	22	24					66
15	37	Michael EDWARDS	Yamaha	3	9	13	19	15					59
16	2	Mark CHIODO	Yamaha	15	22		21						58
17	12	Matt WALTERS	Kawasaki	24		8					6	10	48
18	28	Aiden WAGNER	Yamaha	23	24								47
19	86	Beau BEATON	Ducati	11	16					7	4		38
20	81	Senna AGIUS	Honda							15	13		28
21	60	Ben BURKE	Kawasaki							6	8	11	25
22	35	Ben STRONACH	Yamaha				25						25
23	33	Sloan FROST	BMW					17		3		4	24
24	78	Nathan SPITERI	BMW				9	13					22
25	51	Chandler COOPER	Honda	3	12	6							21
26	52	Paul LALLY	Yamaha				20						20
27	10	Travis WYMAN	Yamaha							5		8	13
28	29	Ted COLLINS	Yamaha							8	5		13
29	43	Alastair HOOGENBOEZEM	Yamaha								2	9	11
30	60a	Benjamin LOWE	Ducati					11					11
31	69	Luke MACDONALD	Kawasaki				10						10
32	62	Brendan McINTYRE	Suzuki							1	1	7	9
33	9	Billy McCONNELL	Yamaha								7		7
34	72	Paris HARDWICK	Kawasaki							2		5	7
35	16	Luke JHONSTON	Yamaha	7									7
36	75	Trent BINAISSE	Suzuki									6	6
37	22	Corey FORDE	Honda	3									3

AUSTRALIAN SUPERBIKE CHAMPIONSHIP - MANUFACTURERS

Pos	No	Name	Rnd 1 PI	Rnd 2 Qld	Rnd 3 WP	Rnd 4 HV	Rnd 5 MP	Rnd 6 Pole	Rnd 6 Race 1	Rnd 6 Race 2	Rnd 6 Race 3	Total
1		Yamaha	241	231	204	335	161		92	83	76	1423
2		Ducati	81	79	77	106	130	1	64	74	58	670
3		BMW	62	66	74	116	83		23	14	20	458
4		Honda	24	41	40	55	34		28	30	17	269
5		Kawasaki	24		8	10			8	14	26	90
6		Suzuki							1	1	13	15

Chief Timekeeper - Scott Lang

Race Director - Tom Williams





ASBK Round 6
World SBK
Phillip Island GP Circuit
18 - 20 November



GRAND RIDGE BREWERY
 AUSTRALIAN ROUND

ALPINESTARS AUSTRALIAN SUPERBIKE CHAMPIONSHIP

Race 3


Date: 20/11/22
 Event: R12
 Weather: Mostly Cloudy / Windy - Temp: 17.2C
 Track: Dry - Temp: 29.0C

Started at: 13:43:33
 Laps: 12
 Starters: 25
 Posted at: 14:10

PROVISIONAL RACE INFORMATION

Time	Description
13:30:02	Pit exit open - closes in 3:00
13:33:02	Pit exit closed - Warm Up lap in 8:00
13:41:03	WARM UP LAP STARTED
13:43:33	Event Start
13:44:39	Rider 1 (Wayne MAXWELL) CRASHED TURN 2 - RIDER UP
13:45:52	Rider 29 (Ted COLLINS) ENTERED PITS
13:46:25	NO JUMP STARTS
13:49:44	Rider 81 (Senna AGIUS), Rider 25 (Daniel FALZON), Rider 65 (Cru HALLIDAY) CRASHED - TURN 4 - UNDER INVESTIGATION
13:55:11	Rider 13 (Anthony WEST) STOPPED - MECHANICAL
13:58:51	INCIDENT AT TURN 4 - UNDER INVESTIGATION AFTER THE RACE
14:00:07	Rider 9 (Billy McCONNELL) RETIRED
14:00:51	Rider 37 (Michael EDWARDS) CRASHED TURN 11 - RIDER UP
14:02:19	Chequered Flag
14:04:02	Event Finish

The results are provisional until the end of the time limit for protests and appeals.


 Chief Timekeeper - Scott Lang


 Race Director - Tom Williams



www.computime.com.au
COMPUTIME RACE TIMING SYSTEMS PTY LTD

